

Rathbone SICAV Multi-Asset Enhanced Growth Portfolio

Investment objective

The objective of the sub-fund is to seek to achieve a long term total return in excess of the UK Consumer Price Index (UK CPI) + 5% over a minimum five to ten year period. The sub-fund has a targeted risk budget of 100% of the volatility of global equities as measured by the MSCI World Equity index. The income yield will at best be minimal. There is no guarantee that the sub-fund will achieve a positive return over this, or any other, period and you may not get back the original amount you invested.

Under normal circumstances the sub-fund invests mainly in shares from the UK and elsewhere and in other securities, including bonds and money market instruments. The sub-fund will ordinarily invest in these securities directly, but may gain exposure to them by investing in other collective investment schemes.

Fund facts

Investment manager
Rathbone Unit Trust Management Limited

Depository
HSBC France, Luxembourg branch

Product type
SICAV

Date launched
Sub-fund: May 2016

Size of fund†
Sub-fund: £26.28m††

Share price
Daily prices available at
rathbonefunds.com

Total no. of holdings
92

Initial charge
None

Annual management charge (AMC)
0.50%

MiFID II charges
Ongoing charges figure (OCF)
1.12%

Transaction costs
0.13%

Total MiFID II charges
1.25%
The MiFID II charges include the ongoing charges figure (OCF) and transaction costs. PRIIPs compliant*

Minimum investment (initial/additional)
£1,000,000 / £500

Reporting status
Yes

Fund codes
ISIN (L Acc GBP): LU1396458397
ISIN (L Acc EUR): LU1396458041
ISIN (L Acc USD): LU1950969375
ISIN (L Acc CHF): LU2028909542

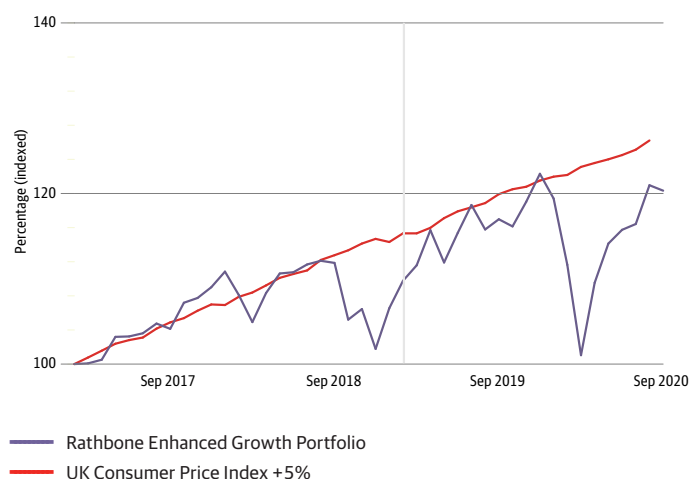
Dealing/valuation

Forward daily: 9.00am-5.00pm CET
Valuation point: 1.00pm CET
Dealing/valuation: +352 40 46 46 766
Information line: +44 (0)20 7399 0800

Product availability

For more information, please see our 'distribution partners' on the 'How to Invest' section of our website rathbonefunds.com

Fund performance



06 March 17 to 30 September 20, mid-mid, UK basic rate, percentage change.
Vertical line on chart: the investment objective of the sub-fund changed on 25 March 2019 due to the sub-fund ceasing to be part of a master feeder arrangement. Therefore, performance shown prior to this date was achieved under differing circumstances.

Management



David Coombs
Fund Manager, Head of Multi-Asset Investments

David joined Rathbones in April 2007. He is lead manager of the Rathbone Multi-Asset Portfolios. He has over 30 years of investment industry experience, much of it managing multi-asset portfolios.



Will McIntosh-Whyte
Fund Manager

Will McIntosh-Whyte is a fund manager on the Rathbone Multi-Asset Portfolio Funds, working alongside David Coombs. Will joined Rathbones in 2007 on the charities team. He has been on the Multi-Asset team since 2015 and is member of Rathbones' Fixed Income Funds Committee. Will graduated from the UMIST with a BSc Hons in Management, and is a CFA charterholder.

Fund performance and volatility*

Data as at 30.09.20	1 year	3 years	Since launch
Rathbone Enhanced Growth Portfolio	2.86%	15.56%	20.33%
UK Consumer Price Index +5%	5.19%	21.11%	27.57%
Volatility as % of MSCI World Equity Index**	90.57%	87.94%	87.05%

Calendar year performance	YTD	2019	2018	2017	2016
Rathbone Enhanced Growth Portfolio	-1.62%	20.17%	-6.63%	-	-
UK Consumer Price Index +5%	3.42%	6.47%	7.41%	-	-

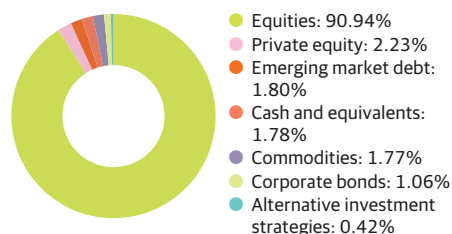
Risk analysis	Max drawdown***	Sharpe ratio***	Volatility***
Rathbone Enhanced Growth Portfolio	-17.39	0.35	12.19%
MSCI World Equity Index	-15.65	0.61	13.86%

Performance shown net of fees. Data using prices as at 30.09.2020. UK Consumer Price Inflation figures quoted with a one month lag. Performance is shown for SICAV L-class accumulation shares, which were launched on 06 March 2017, total return net income reinvested. The investment objective of the sub-fund changed on 25 March 2019 due to the sub-fund ceasing to be part of a master feeder arrangement. Therefore, performance shown prior to this date was achieved under differing circumstances. Past performance should not be seen as an indication of future performance. The value of investments and the income from them may go down as well as up and you may not get back your original investment.

**Please note that the size of fund shown is that of the Luxembourg SICAV sub-fund after the change from master feeder structure to being a directly invested fund. Prior to March 2019 the size of fund shown was that of the UK domiciled Master fund. If you have any questions please contact your financial adviser.

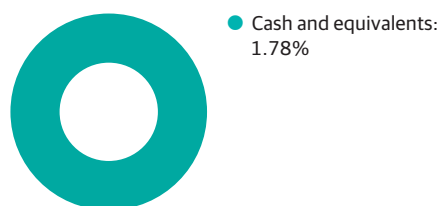
Asset class split

Data as at 30.09.20



Liquidity

Currently 1.78% of total fund (range 0%-20%)

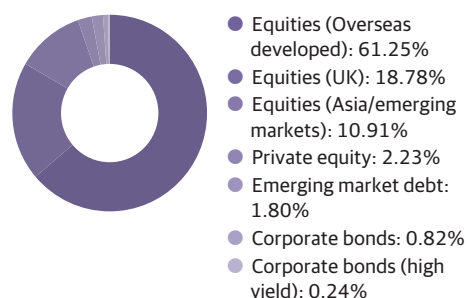


Top holdings

Cash 1.78%

Equity-type risk

Currently 96.03% of total fund (range 70%-100%)

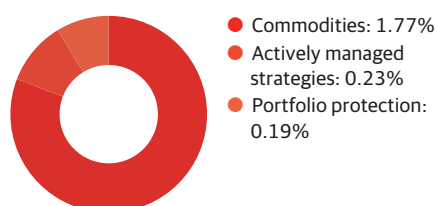


Top direct holdings

Top Direct Holdings	Percentage
Estee Lauder	1.37%
Aptiv	1.36%
Rio Tinto	1.33%
AIA	1.31%
Visa	1.31%
Accenture	1.30%
Roche	1.28%
Amgen	1.25%
Mastercard	1.25%
Abbott Laboratories	1.25%

Diversifiers

Currently 2.19% of total fund (range 0%-20%)



Top holdings

Top Holdings	Percentage
L&G All Commodities UCITS ETF	0.91%
Invesco LGIM Commodity Composite UCITS ETF	0.86%
CATCo Reinsurance Opportunities Fund	0.23%
JP Morgan S&P 500 Put	0.14%
UBS S&P Put	0.05%

You should know

Important information

Copies of the Prospectus, the Key Investor Information Document (KIID), the Supplementary Information Document (SID), and application forms may be obtained, free of charge, from Rathbone Unit Trust Management Limited.

If you have doubts about your tax position, or the suitability of this investment, you should seek professional advice.

The Manager's annual fee is deducted from fund's income.

Information notes

CET - Central European Time

[†]Mid market value

[^]The OCF includes the charges for the underlying funds held in the product. From April 2018, the ongoing charges figure has been calculated according to PRIIPs regulations, which came into effect on 1 January 2018. Holdings are based on six monthly audited accounts. Changes to fund holdings within this period may result in higher or lower ongoing charges.

** (Targeting <100%).

Source performance data FE fundinfo, mid to mid, net income re-invested. This is net of expenses and tax. Data using prices as at 30.09.2020. UK Consumer Price Inflation figures quoted with a one month lag. SICAV L-class shares were launched in May 2016. *Performance is shown for SICAV L-class accumulation shares, which were launched on 06 March 2017, total return net income reinvested. The volatility as a percentage of the MSCI World Index figures are calculated using monthly data. ***Volatility, Sharpe Ratio and Maximum Drawdown given on a 3 year rolling basis. Sharpe Ratio calculated using Risk Free Rate of 0.64 (based on 3 month LIBOR).

When operating in the EEA, Rathbone Unit Trust Management works in partnership with a tied agent. In Europe we market our funds through Rathbone Funds Advisers, Unipessoal Lda. ("Rathbone Funds Advisers") a company acting as a tied agent to Carne Global Financial Services (Europe), Unipessoal Lda. ("Carne Global") which is an investment advisory firm authorised under MiFID II and supervised by the Portuguese Securities Market Commission - the CMVM (Comissão do Mercado de Valores Mobiliários). Rathbone Funds Advisers is registered in Portugal and has been appointed by Carne Global to provide investment advisory services on its behalf in relation to financial instruments, in particular units or shares in undertakings for collective investments.