

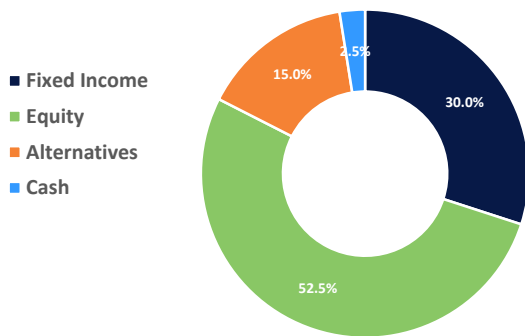


GLOBAL INVESTMENT STRATEGY - RISK CATEGORY 3 (EUR) FACTSHEET
March 2023

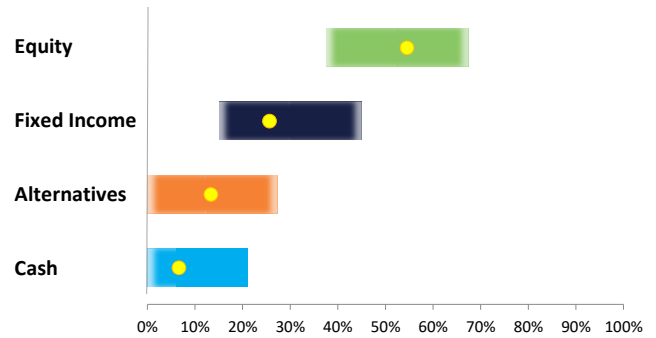
This portfolio is intended to be suitable for the investor seeking the potential to achieve real long term growth and willing to consider investing for a minimum timescale of 5 years, preferably looking towards 10 years. The portfolio seeks to achieve its objective through a diversified portfolio of collective investments with broadly balanced proportions of less volatile investments and medium to higher risk growth investments. Assets that are likely to make up the significant majority of the profile include fixed interest, real estate, equity, including those which invest internationally and absolute return funds. Investment in this portfolio carries an increased risk of fluctuation in capital value and/or return.

A significant proportion of the portfolio will be invested in index funds. These funds aim to provide investors with the same return as the underlying market. The remainder of the portfolio will be invested in funds which do not track an index and these funds will be more actively managed.

Benchmark Asset Mix



Current Positioning and Asset Allocation Ranges



Portfolio Lookthrough

Share Regional Breakdown

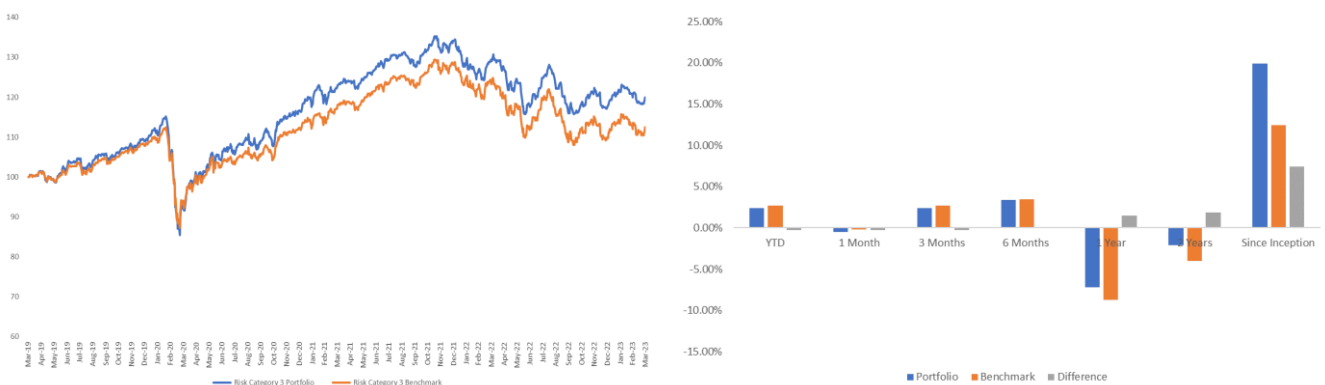


North America	51.65%	Europe Ex Uk	15.28%
Japan	8%	Far East Ex Japan	11%
United Kingdom	6.51%	Emerging Markets	7.56%

Share Sectoral Breakdown

Sector Name	% of Equity
Communication Services	5.08%
Consumer Discretionary	9.12%
Consumer Staples	8.34%
Energy	3.65%
Financials	16.19%
Health Care	11.41%
Industrials	11.46%
Information Technology	22.05%
Materials	6.12%
Real Estate	2.92%
Utilities	3.67%

Since Inception Performance

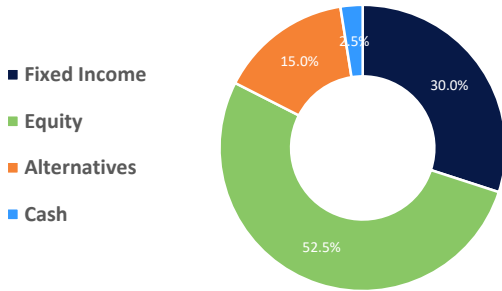


Please see the Risk Warnings on the following page

Portfolio Benchmark Composition & Indicative Investment Ranges

Asset Type	Benchmark	Investment Range	Benchmark
Fixed Income	ICE BofAML EUR Broad Market Total Return Index	15% - 45%	30.0%
Equity	Refinitiv World Total Return Index	38% - 68%	52.5%
Alternatives	€STR + 1%	0% - 30%	15.0%
Cash	€STR	0% - 18%	2.5%
Total			100.0%

Benchmark Asset Mix



Estimated Fund Charges

0.26%

Top 10 Equity Holdings

Top 10 Equity Holdings	% of Equity
Apple Ord	4.1%
Microsoft Ord Shs	3.6%
NVIDIA Ord Shs	1.4%
Amazon Com Ord Shs	1.0%
Visa Ord Shs Class A	0.9%
Alphabet Ord Shs Class A	0.7%
Novo Nordisk Ord Shs Class B	0.7%
BHP Group Ord Shs	0.7%
CSL Ord Shs	0.6%
UnitedHealth Group Ord Shs	0.6%

Asset Class	Security Name	Weight*
Government Bonds	Ishares Ii Plc Core Eur Got Bd Uct Etf Eur	5.0%
Government Bonds	Vanguard Invs Srs Eurozone Inft Lkd Bd Idx	3.0%
Corporate Bonds	Blackrock Fxd Inc Ishs Euro Invst Grd Corp Bd	5.3%
Corporate Bonds	Allianz Gbl Inv Fd Allianz Sdg Euro Credit I	2.6%
Corporate Bonds	Pimco Fds Gbl Invs Gbl Inv Grd Cred Eur Instl	2.4%
High Yield Bonds	Artemis Funds Lux Sht Dtd Gbl Hi Yld Bd Fi Eu	4.6%
Emerging Market Bonds	Ishares Ii Plc Jp Uct Em Bnd Uct Etf Usd D	2.7%
Asia Pacific ex Japan Equities	Vanguard Invs Srs Pac Ex Jpn Stk Idx Eur Acc	5.3%
Emerging Markets Equities	Ishares Core Msci Em Imi Uctis Usd	4.2%
Europe ex UK Equities	Blackrock Idx Sele Ishs Eurp Ex Uk Idx Ie Inst	5.4%
Europe ex UK Equities	Blackrock Gbl Fds Contl Eurp Flex D2 Eur Acc	3.3%
Japan Equities	Vanguard Invs Srs Japan Stock Index Eur Acc	4.3%
North American Equities	Ishares Core S&p 500 Uctis Etf Usd	15.2%
North American Equities	Ssga Spdr Etf E I Spdr S&p Us Div Aristocrats	8.1%
North American Equities	Ishares V Plc S&p 500 Info Tech Sect Uct	2.6%
North American Equities	Brown Advisory Fds Us Sust Gth Si Eur Acc	2.8%
UK Equities	Ishares Core Ftse 100 Uctis Etf Gbp	3.4%
International Property	Blackrock Idx Sele Ishs Devel R/est Idx Ie Ins	3.4%
Commodities	Legal & General Uc Multi Strat Enh Comnod Usd	2.6%
Infrastructure	Hsbc Gbl Invst Fd Global Infrstr Eqty S46co	2.2%
Absolute Return	Trojan Fds(Ir)plc Trojan Ireland X Eur Dis	1.5%
Absolute Return	Bny Mellon Gbl Fds Dynamic Bond W Eur Inc Hgd	3.6%
Cash	Deposit Ledgers	6.6%

*Weights may vary from time to time but should be within a 1% tolerance range of the levels indicated within this factsheet.

Risk warnings

This document should be read in conjunction with the Brewin Dolphin Retail Client Terms and Conditions document. Further information is available from your Investment Manager.

The Illustration provides an indication of the fully invested position that may be achieved within the chosen portfolio strategy as at the date of the factsheet. Brewin Dolphin Wealth Management Limited accept no liability for any direct or consequential loss arising from the use of information contained in this document.

All of the solutions we offer involve some form of investment risk and you should be aware that the value of investments can fall and you may get back less than you invested.

You should be aware that tax legislation is subject to change. You have sole responsibility for the management of your tax and legal affairs including all applicable tax filings and payments and for complying with applicable laws and regulations. We have not and will not provide you with tax or legal advice and recommend that you obtain your own independent tax and legal advice, tailored to your individual circumstances.

Legislation or regulations in your home jurisdiction may prohibit you from entering into transactions with us. We reserve the right to make final determination on whether you are eligible for any products or services.

Residents or nationals of certain jurisdictions may be subject to exchange controls and should seek independent advice before entering into any transactions with us.

There are no guarantees that historic levels of performance will be achieved, or that Brewin Dolphin's performance will match that of our performance benchmarks. The funds selected can under-perform their reference markets. Index tracker funds may not necessarily perform in exactly the same way as the index they are tracking due to the impact of charges. The funds and the fund managers utilised within the Portfolio may vary and full details are available from your Investment Manager. There is a possibility that you may get back less than you

Warning: past performance is not a reliable guide to future performance.

Warning: the value of your investment may go down as well as up.

Warning: you may lose some or all of the money you invest.

Warning: your investment may be affected by changes in currency exchange rates.

Warning: any income you get from this investment may go down as well as up.

There are a number of ways to contact RBC Brewin Dolphin and keep in touch with us:

For new clients:

T: +353 (0)1 260 0080

E: info@brewin.ie

W: www.brewin.ie

For existing clients:

Please contact your Investment Manager

Brewin Dolphin Wealth Management Limited trading as RBC Brewin Dolphin and Brewin Dolphin Ireland, is regulated by the Central Bank of Ireland. RBC BD Ireland is deemed authorised and regulated by the Financial Conduct Authority. The nature and extent of consumer protections may differ from those for firms based in the UK. Details of the Temporary Permissions Regime, which allows EEA-based firms to operate in the UK for a limited period while seeking full authorisation, are available on the Financial Conduct Authority's website.

Registered Office: 3 Richview Office Park, Clonskeagh, Dublin 14. Registered in Dublin, Ireland No. 235126